



University of Wisconsin-Eau Claire

UW-Eau Claire Online Application Step-by-Step Instructions for Exchange Students

Dear Exchange Student,

Thank you for considering UW-Eau Claire! This packet will help you complete your exchange student application at UW-Eau Claire. We have provided notes and explanations about each part of the application process. Your first step is to create an online account at: <https://apply.wisconsin.edu/>. We recommend that you use your email name as your “Login ID” for your account, since it will be easy to remember. Once you begin at Screen 14 (Personal Information), you can save your application at any point, and continue at a later time.

Please discuss your application with your Study Abroad Adviser before submitting your application. Once you have complete and submit your application, you will be prompted to pay an application fee. **DO NOT** pay the application fee. As an exchange student, you are waived of this fee. Reimbursements are not available.

Your application will be evaluated after submission of the following documents:

1. Official records from colleges and universities attended showing courses taken and grades assigned each year (in the original language and English translation). Photocopies of official international records are acceptable if they have been certified by an authorized university, government, or public official. These must have officially certified translations (if not in English).
2. Certification of degrees and dates granted
3. Financial Statement and proof of financial support
4. Official transcripts of all study taken in U.S., including language courses
5. Payment of \$600 (\$100 registration deposit and \$500 insurance fee)
6. Course Selection form
7. Payment Plan Agreement
8. Copy of photo page of your passport

Application questions? Contact the Center for International Education at inted@uwec.edu.

We look forward to welcoming you to UW-Eau Claire!

Sincerely,

Center for International Education
University of Wisconsin-Eau Claire

Screen 1: Create an Account

The screenshot shows the top navigation bar with the University of Wisconsin System logo and a banner of diverse students. The main heading is "University of Wisconsin - Electronic Application for Admission". Below this is a box titled "APPLYING AS AN UNDERGRADUATE FOR FALL 2010?" with the text: "The undergraduate application for fall 2010 will be accessible beginning September 1. Campuses will begin processing fall 2010 applications on September 15." A sidebar on the left contains links: Home, Application instructions, Help, Contact us, and Download application. The main content area includes a "Register as new user" button, a "Login" button, and links for "I can't remember my password" and "I can't remember my login ID".

Click here to begin and to create an account.

Screen 2: User Registration

The screenshot shows the "User Registration" form. It includes fields for Login ID, E-Mail Address, Password, Confirm Password, Secret Question, and Secret Answer. A "Save New Registration" button and a "Cancel" button are at the bottom. A list of password requirements is provided: between 6 and 20 characters, at least one uppercase letter, at least one lowercase letter, and at least one number. A note states: "Please create a login ID. Your login id is case sensitive. Passwords must contain:".

We recommend that your Login ID be the same as your email address.

As it appears in your passport.

Screen 3: Account Details

The screenshot shows the "Manage your account details" page. It includes fields for Given (First) Name, Family (Surname), Date of birth, and EMail Address. A "Save" button and a "Cancel" button are at the bottom. A list of password requirements is provided: between 6 and 20 characters, at least one uppercase letter, at least one lowercase letter, and at least one number.

You must anglicize your name.

For example, if you have an umlaut in your name, you must spell your name without that symbol and add in the appropriate letters as on your passport.

Screen 4: Create an Application

Click on "Create a new application"

UNIVERSITY OF WISCONSIN SYSTEM
University of Wisconsin System

Home
Application instructions
Help
Create a new application
Change my password
Look up campus info
Contact us
Download application
Logout

Welcome to the University of Wisconsin Online Application!
Welcome Krista.

Current Applications in Progress
We automatically delete applications in progress (unsubmitted applications) when the selected term is no longer available as determined by the campus. When you create a new application, your most recent answers will be pre-filled.
No applications found. Click the "Create a new application" link to create a new application.

Previously Submitted Applications
No applications have been submitted as yet.

Screen 5: Create an Application

Select "UW-Eau Claire" from the drop-down menu.

UNIVERSITY OF WISCONSIN SYSTEM
University of Wisconsin System

Home
Application instructions
Help
Contact us

Applying To:

UW-Eau Claire

Next >>

Screen 6: U.S. Citizenship Status

Select "Applying for Student Visa (F-1 or J-1)"

UNIVERSITY OF WISCONSIN SYSTEM
University of Wisconsin System


Home
Application instructions
Help
Contact us

U.S. Citizenship Status:

U.S. Citizen
 U.S. Refugee/Granted Political Asylum
 U.S. Resident Alien
 Applied/Applying for U.S. Resident Alien Status
 Have U.S. Visa
 Have U.S. Visa AND Applying for Student Visa (F-1 or J-1)
 Applying for Student Visa (F-1 or J-1)
 None of the Above

<< Previous Next >>

Screen 7: Secondary School



University of Wisconsin System

Home
Application instructions
Help
Contact us

High School/Secondary School/GED/HSED/Home Schooled:

Not yet completed (no diploma/equivalent yet)
 Already graduated (have diploma/equivalent) ←

<< Previous Next >>

Select “Already graduated”

Screen 8: Post-Secondary Education



University of Wisconsin System

Home
Application instructions
Help
Contact us

Post-Secondary Education:

No college courses
 Some college course [taken or will take before enrollment - do not include Advanced Placement (AP) Program courses] ←
 Undergraduate degree (bachelor's degree) (have or will have before enrollment)
 Graduate degree (Master, Doctoral, Specialist, Professional)

<< Previous Next >>

Select “Some college course”

Screen 9: Reason for Applying



University of Wisconsin System

Home
Application instructions
Help
Contact us

Reason for Applying: ⓘ

Undergraduate degree ←
 Certification at the undergraduate level
 Visitor/guest student at the undergraduate level
 Undergraduate courses for personal/professional enrichment

<< Previous Next >>

Select “Undergraduate degree”

You select “undergraduate degree” because you will study with other degree students at UW-Eau Claire.

Screen 10: Applying As

UNIVERSITY OF WISCONSIN SYSTEM
University of Wisconsin System

Home
Application instructions
Help
Contact us

Applying As: ⓘ

New Freshman
 Transfer ←
 Reentry

<< Previous Next >>

Select "Transfer"

Screen 11: Program of Study

UNIVERSITY OF WISCONSIN SYSTEM
University of Wisconsin System

Home
Application instructions
Help
Contact us

UW-Eau Claire Undergraduate Programs

<< Previous Next >>

Please select your intended major or field of study.

School/College Abbreviations
 A&S: Arts and Sciences (College of)
 BUS: Business (College of)
 EHS: Education and Human Sciences (College of)
 NHS: Nursing and Health Sciences (College of)

Program [School/College]	Sort by: Subject Area	Re-Sort	Type
Area, Ethnic & Cultural Studies			
<input type="radio"/> American Indian Studies [A&S]			Major
<input type="radio"/> Latin American Studies [A&S]			Major
<input type="radio"/> Religious Studies [A&S]			Major
<input type="radio"/> Women's Studies [A&S]			Major
Biological & Physical Sciences			
<input type="radio"/> Applied Physics [A&S]			Field of Study
<input type="radio"/> Biochemistry/Molecular Biology [A&S]			Major
<input type="radio"/> Biology [A&S]			Major
<input type="radio"/> Chemistry [A&S]			Major
<input type="radio"/> Chemistry/with Business Emphasis [A&S]			Major
<input type="radio"/> Dual Degree-Geological Engineering [A&S]			Field of Study
<input type="radio"/> Earth & Space Science, Teaching [EHS]			Field of Study
<input type="radio"/> Ecology & Environmental Biology [A&S]			Field of Study
<input type="radio"/> Environmental Science [A&S]			Field of Study
<input type="radio"/> Geology [A&S]			Major
<input type="radio"/> Hydrogeology and Water Chemistry [A&S]			Field of Study
<input type="radio"/> Marine Geology [A&S]			Field of Study
<input type="radio"/> Materials Science [A&S]			Major
<input type="radio"/> Microbiology [A&S]			Field of Study

Select the topic that you most want to study at UW-Eau Claire.

If the topic is not listed, choose a topic that is similar.

Do not choose "undeclared"

You may take courses in many different topics while at UW-Eau Claire. The topic here indicates your main choice.

Screen 12: Term

UNIVERSITY OF WISCONSIN SYSTEM
University of Wisconsin System

Home
Application instructions
Help
Contact us

Term:

- Select a value -

<< Previous Next >>

Select the term that you will be attending UW-Eau Claire.

Fall (August-December)
or
Spring Term (January-May)

Screen 13: Summary

UNIVERSITY OF WISCONSIN SYSTEM
University of Wisconsin System

Home
Application instructions
Help
Contact us

Summary:

Applying to: UW-Eau Claire
U.S. Citizenship Status: Applying for Student Visa (F-1 or J-1)
Have a U.S. visa: not applicable
High School/Secondary School/Equivalent: Already graduated (have diploma/equivalent)
Post-Secondary Education: Some college course [taken or will take before enrollment - do not include Advanced Placement (AP) Program courses]
Reason for Applying: Undergraduate degree
Applying As: Transfer
Program: (Your major listed here)
Term: (Term listed here)

Please review the above information and ensure that it is correct before continuing.

Based on the above answers, you will fill out the following application:

- Eau Claire, Undergrad, International

Click "Commit" to prepare your application and proceed.

<< Previous Commit


Check that your summary has this information.

This indicates that you will complete the "Eau Claire, Undergrad, International" application.


If information is correct, click on "commit" to continue your application.

If some information is incorrect, click on "Previous" to review and correct your answers on screens 5-12.

Screen 14: Personal Information



University of Wisconsin-Eau Claire



Hide Navigation

- Home
- Application instructions
- Help
- FAQ
- Contact us
- Logout

Valid Data Invalid Data Unknown Data Status

- Personal Information
- Address
- Mailing Address
- Secondary Education - Graduation, Exams
- Educational History
- Statements
- Campus Specific
- Residency for Tuition Determination

<< Previous Section | Next Section >>

Personal Information

- Submit Application
- Check This Page for Errors
- Save & Continue Later
- Printable Version
- Delete This Application

Legal Name (as it appears on passport):

Prefix: (optional)

First:

Middle:

Last (Family):

Suffix: (optional)

I hereby declare that my name has changed as shown above and authorize the University to change my records (if applicable).

Previous Name(s) used on secondary/post-secondary school records or maiden name:

Be sure to provide all previous names under which any secondary or postsecondary educational records may exist for you.

Previous Name:

Prefix: (optional)

First:

Middle:

Last (Family):

Suffix: (optional)

Please read the notes throughout the application to help you answer some of the questions.

Your name as it appears in your passport

U.S. Social Security Number (if applicable):

(999-99-9999)

While you are not legally required to provide your social security number, you are strongly encouraged to do so if you have one. Failure to submit a social security number could delay the awarding of financial aid as the federal government requires the SSN and an inability to claim tax benefits on you and/or your parents' tax returns for the tuition and fees you pay to attend college. I do not wish to provide or I do not have a social security number.

Date of Birth:

(mm/dd/yyyy)

Gender:

Place of Birth:

City:

Country:

- or - specify (if not listed):

U.S. Status:

Applying for Student Visa (F-1 or J-1)

Citizenship:

Country of Citizenship:

- or - specify (if not listed):

U.S. Status: Will Apply for Student Visa:

Will request visa type:

Native Language:

<< Previous Section | Next Section >>

Check this box if you do not have a Social Security Number

Month / Day / Year

Select "J-1"

Select "Next Section" to continue.

Screen 15: Address

University of Wisconsin-Eau Claire

Apply online

Hide Navigation
Home
Application Instructions
Help
FAQ
Contact us
Logout

Valid Data Invalid Data Unknown Data Status

- Personal Information
- Address
- Mailing Address
- Secondary Education - Graduation, Exams
- Educational History
- Statements
- Campus Specific
- Residency for Tuition Determination

<< Previous Section | Next Section >>

Address

- Submit Application
- Check This Page for Errors
- Save & Continue Later
- Printable Version
- Delete This Application

E-Mail Address:

Preferred: (Example: name@emailprovider.com)

Alternate: (Example: name@emailprovider.com)

Permanent Home Address:

If you intend to request a student visa (F-1 or J-1), you must provide a permanent foreign (non-U.S.) address with a street name. (Street name is required for student visa.) If your postal service does not deliver to your street address, complete the page with your correct mailing address. We will use your mailing address, not permanent address, to correspond with you.

SIN#: (mm/yyyy)

Street Address:

City:

U.S. State:

Canadian Province:

Other State/Province:

Zip/Postal Code: (A valid zip or postal code.)

Country:

-or- specify (if not listed):

Permanent Home Phone Number:

U.S., Canada, or Caribbean: (999-999-9999)

Other Countries: Country Code, City Code, Local Number: (Numeric values)

Permanent Home Fax Number

U.S., Canada, or Caribbean: (999-999-9999)

Other Countries: Country Code, City Code, Local Number: (Numeric values)

Mailing Address:

Same as above: Yes No

If different than permanent home address, enter mailing address on next page.

<< Previous Section | Next Section >>

Use the address in your country of legal permanent residence.

You must include the Country Code first.

Your mailing address is where you are currently living.

Is your mailing address the same as your permanent home address?

Select "yes" or "no"

Select "Next Section" to continue.

Screen 16: Mailing Address

University of Wisconsin-Eau Claire

Hide Navigation
Home
Application instructions
Help
FAQ
Contact us
Logout

[<< Previous Section](#) | [Next Section >>](#)

Mailing Address

- [Submit Application](#)
- [Check This Page for Errors](#)
- [Save & Continue Later](#)
- [Printable Version](#)
- [Delete This Application](#)

Valid Data Invalid Data Unknown Data Status

- Personal Information
- Address
 - Mailing Address
 - Secondary Education - Graduation, Exams
 - Educational History
 - Statements
 - Campus Specific
 - Residency for Tuition Determination

(if different than permanent home address)

Effective From: (mm/dd/yyyy)

Effective To: (mm/dd/yyyy)

- or - Indefinite:

(no plans to leave this address)

Address:

City:

U.S. State:

Canadian Province:

Other State/Province:

Zip/Postal Code: (A valid zip or postal code.)

Country:

- or - specify (if not listed):

Provide the mailing address of where you are currently living.

Mailing Address Phone Number:

U.S., Canada, or Caribbean: (999-999-9999)

Other Countries: Country Code, City Code, Local Number: (Numeric values)

Mailing Address Fax Number:

U.S., Canada, or Caribbean: Mail Address Fax (999-999-9999)

Other Countries: Country Code, City Code, Local Number: (Numeric values)

[<< Previous Section](#) | [Next Section >>](#)

Select "Next Section" to continue.

Screen 17: Secondary Education



University of Wisconsin-Eau Claire



- Hide Navigation
- Home
- Application instructions
- Help
- FAQ
- Contact us
- Logout

[<< Previous Section](#) | [Next Section >>](#)

Secondary Education - Graduation, Exams

- [Submit Application](#)
- [Check This Page for Errors](#)
- [Save & Continue Later](#)
- [Printable Version](#)
- [Delete This Application](#)

Valid Data Invalid Data Unknown Data Status

- Personal Information
- Address
- Mailing Address
- Secondary Education - Graduation, Exams
- Educational History
- Statements
- Campus Specific
- Residency for Tuition Determination

Are you currently enrolled in secondary school?

No

Secondary School of Graduation:

City:

U.S. State:

Country:

- or - specify Country:

Click "Refresh" to populate the School list (after entering City, State and Country above):

[Refresh School List](#)

School:

*If not listed, verify City, State and Country above (or try leaving City blank) then click "Refresh."
If still not listed, enter the school and ACT.ETS code below.*

Name of School:

ACT/ETS Code (if School not listed):

Date of Secondary School Graduation:

(mm/yyyy)

Type in the name of your secondary school (high school) here.

Leave blank.

Month/Year

Screen 18: Secondary Education (Continued)

English Language Proficiency Exams:

Please indicate the test(s) you have taken or plan to take.

Test of English as a Foreign Language (TOEFL):



Yes Clear Selection

Date Taken or Scheduled: (mm/yyyy)

Test Format:

- Internet-based Test (IBT)
- Computer-based Test (CBT)
- Paper-based Test (PBT)
- Clear Selection

Score Received:

International English Language Testing System (IELTS):



Yes Clear Selection

Date Taken or Scheduled: (mm/yyyy)

Score Received:

Academic Achievement Test

Freshman applicants must submit **one** of the following tests. Provide information on each test you have taken or plan to take. Ask the testing agency to send an official score report to the University.

ACT:



Yes Clear Selection

Date Taken or Scheduled: (mm/yyyy)

English Score Received:

Mathematics Score Received:

Reading Score Received:

Science Score Received:

Composite Score Received:

Writing Test Score Received:

SAT:



Yes Clear Selection

Date Taken or Scheduled: (mm/yyyy)

Critical Reading Score Received:

Mathematics Score Received:

Writing Score Received:

[<< Previous Section](#) | [Next Section >>](#)

If you have taken any of these exams, you can provide score information.

You are not required to provide this information in your application.

Select "Next Section" to continue.

Screen 20: Post-Secondary Courses

University of Wisconsin-Eau Claire

Apply online

Hide Navigation
Home
Application instructions
Help
FAQ
Contact us
Logout

Valid Data Invalid Data Unknown Data Status

Personal Information
 Address
 Mailing Address
 Secondary Education - Graduation, Exams
 Educational History
 Post-Secondary Courses in Progress
 Statements
 Campus Specific
 Residency for Tuition Determination

<< Previous Section | Next Section >>

Post-Secondary Courses in Progress

- Submit Application
- Check This Page for Errors
- Save & Continue Later
- Printable Version
- Delete This Application

List below the post-secondary courses in which you are currently enrolled. If you are officially registered for a future term(s) at the same institution, also list those courses. Request an official transcript be sent now and at the end of each term.

Name of Post-Secondary Institution:

Post-Secondary Course:

Date From: (mm/yyyy)

Date To: (mm/yyyy)

Department Name: (if applicable)

Course Number:

Course Title: (if applicable)

Number of Credits: (record partial credits as decimals, e.g. 2.5)

[Add Another Course](#)

Are you currently enrolled in or officially registered for courses at another post-secondary institution?

Yes No

<< Previous Section | Next Section >>

Please use the key below to list your current home institution. You must include “exchange” and a “1” or “2” at the end, depending if you will study for 1 semester or 2 semesters at UWEC.

Do not complete this information. It is not required for your application.

Select “no”

Select “Next Section” to continue.

School Name Key:

Ajou Univeristy, exchange
 CONAHEC, exchange
 Hessen-Wisconsin, exchange
 ITESM, exchange
 Kansai Gaidai University, exchange
 Linnaeus University, exchange
 MCI Management Center Innsbruck, exchange
 Open Society Institute, grant
 Payap University, exchange
 Rotterdam, exchange
 Southern Cross University, exchange

University of Aberdeen, exchange
 University of Braunschweig, exchange
 University of Glasgow, exchange
 University of Graz, exchange
 University of Limerick, exchange
 University of Stirling, exchange
 University of Winchester, exchange
 World Learning - FORECAST, grant
 World Learning - UGRAD, grant

Screen 21: Statements

The screenshot shows the 'Statements' section of the 'Apply online' application. On the left is a navigation menu with options like 'Home', 'Application Instructions', 'Help', 'FAQ', 'Contact us', and 'Logout'. Below these are status indicators for 'Valid Date', 'Invalid Date', and 'Unknown Date/Status'. The main content area has a header with navigation links '<< Previous Section | Next Section >>'. Below the header is a box with application actions: 'Submit Application', 'Check This Page for Errors', 'Save & Continue Later', 'Printable Version', and 'Delete This Application'. The 'Statements' section contains two text boxes for 'Statement 1' and 'Statement 2'. Each statement box has a 'Save' button below it. At the bottom of the page, there are more navigation links '<< Previous Section | Next Section >>' with an arrow pointing to the right.

Do not answer the statement 1 and statement 2.

Leave blank.

Select "Next Section" to continue.

Screen 22: Campus Information

University of Wisconsin-Eau Claire

Hide Navigation
Home
Application Instructions
Help
FAQ
Contact us
Logout

Valid Date
 Invalid Date
 Unknown Date Status

- Personal Information
- Address
- Mailing Address
- Secondary Education - Graduation, Exams
- Educational History
- Post-Secondary Courses In Progress
- Statements
- Campus Specific**
- Residency for Tuition Determination

[<<Previous Section](#) | [Next Section >>](#)

Campus Specific

- [Submit Application](#)
- [Check This Page for Errors](#)
- [Save & Continue Later](#)
- [Printable Version](#)
- [Delete This Application](#)

Are you currently enrolled at or have you previously attended UW-Eau Claire?

Yes

If yes, as:

Undergraduate
 Graduate

Attendance Date From: (mm/yyyy)

Attendance Date To: (mm/yyyy)

Date(s) unknown:

Applying As:

Transfer

Semester you plan to enter:

Fall 2009

Intended Major or Field of Study and Degree:

Major/Field of Study:

Journalism (Major)

School/College:

Arts and Sciences (College of)

Undergrad Degree Sought:

- Select a value -

Select "Bachelor of Arts, B.A."

Did your parent(s), grandparent(s) or legal guardian(s) earn a degree from UW Claire?

Return to Wisconsin

Yes

How did you learn about the University?

Provide name or check the box for all that apply.

Education Fair: (name)

Educational Agency: (name)

Embassy/BI-National Center: (name)

Intl Directory/Guidebook: (name)

School: (name)

Check all that apply:

Friend or Relative
 Internet
 Alumni
 Other

If "Other", specify:

Select "Next Section" to continue.

[<<Previous Section](#) | [Next Section >>](#)

Screen 23: Residency for Tuition Determination

The screenshot shows the 'Apply online' portal for the University of Wisconsin-Eau Claire. The page title is 'Residency for Tuition Determination'. The left sidebar contains navigation links: Hide Navigation, Home, Application instructions, Help, FAQ, Contact us, and Logout. Below these are status indicators for 'Valid Data', 'Invalid Data', and 'Unknown Data Status'. The main content area has a breadcrumb trail '<< Previous Section | Next Section >>' at the top. Below this is a list of actions: Submit Application, Check This Page for Errors, Save & Continue Later, Printable Version, and Delete This Application. The main text states 'No additional information is needed at this time.' and another breadcrumb trail '<< Previous Section | Next Section >>' is at the bottom.

Not applicable for exchange students.

Select "Next Section" to continue.

Screen 24: Application Submission

The screenshot shows the 'Application Submission' page for the University of Wisconsin System. The left sidebar contains navigation links: Home, Application instructions, Help, Contact us, and Download application. The main content area has a breadcrumb trail 'Check for errors > Sign application > Submit application > Submit payment'. Below this is a message: 'Please click the "Check for errors" button to run a final and complete check for errors on your application.' At the bottom, there are three buttons: 'Perform final check for errors', 'Return to application', and 'Cancel'.

Select "Perform final check for errors"

Screen 25: Application Submission

UNIVERSITY OF WISCONSIN SYSTEM
LW

University of Wisconsin System

Home
Application instructions
Help
Contact us
Download application

Application Submission

Progress Indicator:

Check for errors **Sign application** Submit application Submit payment

Congratulations! No errors were found on your application.

You need to electronically "sign" the application. First, we need your name. Next, we need your birthdate. This will be compared to the data in the application to help eliminate errors. Finally, if a social security number was collected, we'll ask you to verify that data as well.

Enter your name (applicant name as it was entered in the Personal Information section of the application):

Enter your birthdate (mm/dd/yyyy):

By clicking the "Sign and submit the application" button, I certify that the information I have provided is true and complete to the best of my knowledge and I understand that inaccurate information may affect my enrollment, tuition or financial aid status. I agree to notify the admissions office, in writing, if there is a change to any of the information, including my permanent home address. I also understand that if I have applied for financial assistance, information concerning the amount of financial aid I may be offered may be released to other agencies that may also be considering me for assistance. Further, I authorize my secondary school to release a transcript of my secondary school record and any other pertinent information to the University of Wisconsin System. If I enroll at this university, I will abide by its rules and regulations. This application and supporting documents become the property of the University of Wisconsin System.

Click "Sign the application" to electronically sign the application.
Note: Once your application has been submitted, you will not be able to modify the data again.

Sign and submit the application Return to application Cancel

Provide your name and date of birth.

Select "Sign and submit the application" to submit your exchange student application to UW-Eau Claire.

Do not pay the application fee! As an exchange student, you are waived the application fee.

Your application will be evaluated after submission of the following documents:

1. Official records from colleges and universities attended showing courses taken and grades assigned each year (in the original language and English translation) . Photocopies of official international records are acceptable if they have been certified by an authorized university, government, or public official. These must have officially certified translations (if not in English).
2. Certification of degrees and dates granted
3. Financial Statement and proof of financial support
4. Official transcripts of all study taken in U.S., including language courses
5. Payment of \$600 (\$100 registration deposit and \$500 insurance fee)
6. Course Selection form
7. Payment Plan Agreement
8. Copy of photo page of your passport